

If you have any questions, please contact me at jamie@teachmommyteach.com

Thank you for downloading!

You May:

- use these resources in your own home or classroom for non-commercial use.
- print as many copies as you would like.
- share the website link, <https://teachmommyteach.com/>, where this printable can be found, so that others can download the file.

You May NOT:

- sell, give away, or share a printed copy. Each person should download separately and print.
- print out a copy for multiple teachers, as in an entire school, co-op, or other group. Each teacher should download separately and print.
- link directly to the pdf. Instead, link to the page on <https://teachmommyteach.com/> or <https://teacherspayteacher.com/> where you found the download.
- claim this or any part of this printable as your own.
- alter this printable and claim it as your own.
- host any of the files on your personal or other websites that can be shared with others.
- Upload this resource to any file sharing sites

Credits!! Thank you Speaking of Images and Open Clipart!



<https://www.teacherspayteachers.com/Store/Speaking-Of-Images>



<https://openclipart.org/>

First Stories Book 4: Pets

Pre-Reading Worksheets

Your child will practice *CVC*, *CVCC* words. Your child will also be introduced to the *OI* spelling pattern and the *CK* spelling pattern.

Name: _____

Sound out the following words.

rub

rub

hug

hug

pat


pat

help

help

Name: _____

The OI in the word OINK represents an 'oy sound.' Practice saying the 'oy sound.'

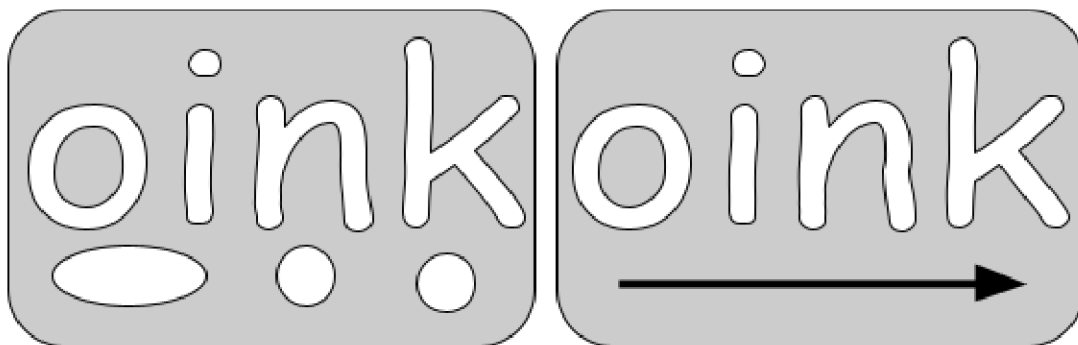


/oi/

Ending sound:

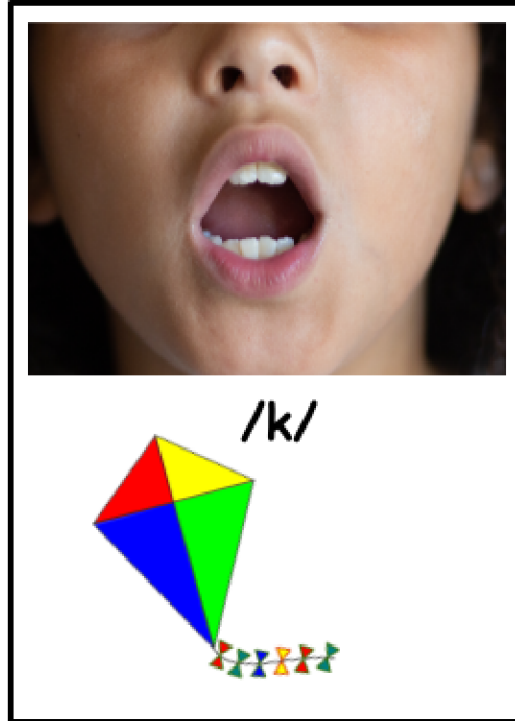
toy

Sound out the following word. Color the OI in the word.

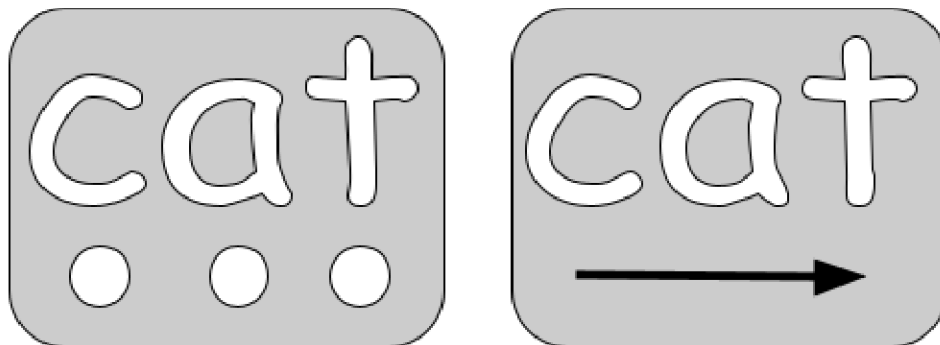
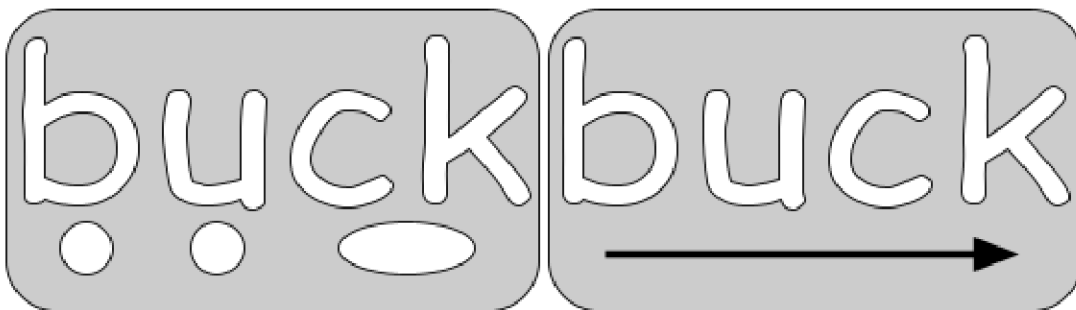


Name: _____

The CK in the word BUCK represents a 'k sound.' C, K, and CK can say the 'k sound.'
Practice saying the 'k sound.'





Sound out the following words. Color the 'k sound' in each word.



Name: _____

Read what each pet is saying. Trace that word. Write each word.



Thank you openclipart.org for the awesome clipart!

Name: _____


The word *purr* can be a difficult word to sound out. It is okay to learn this word as a sight word. The *urr* will represent an **er sound** as shown below.



p

urr

Match the animal to its sound.



purr



buck

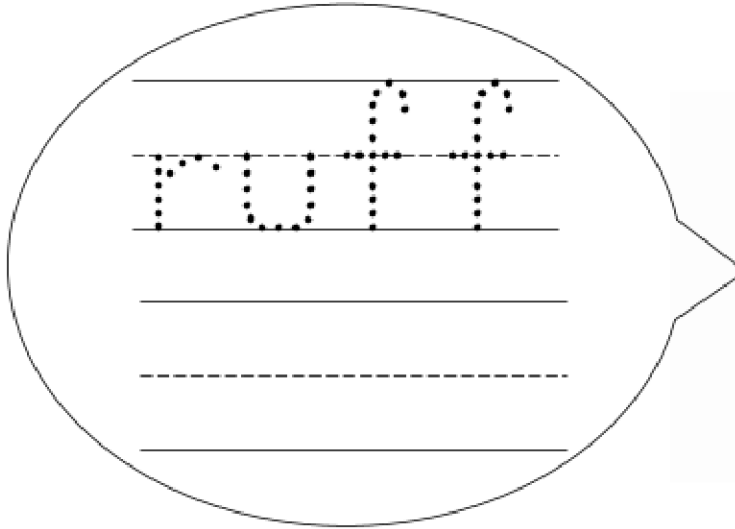

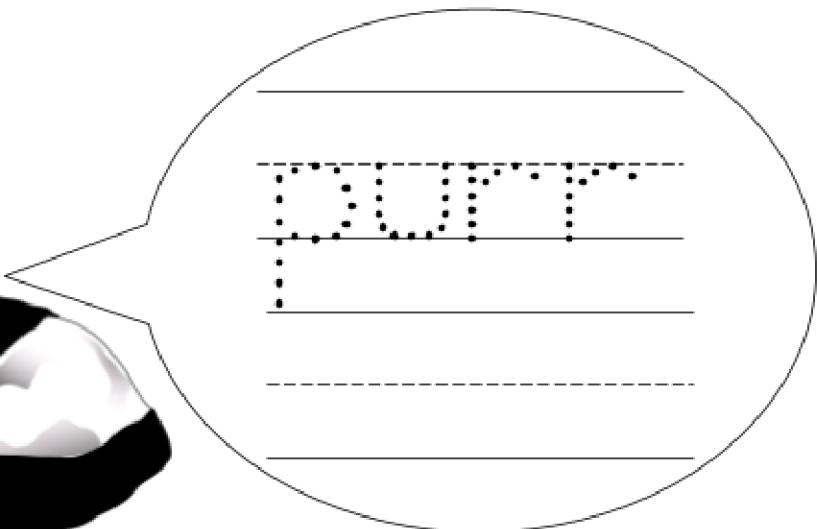



oink

Thank you openclipart.org for the awesome clipart!

Name: _____

Read what each pet is saying. Trace each word. Write each word.


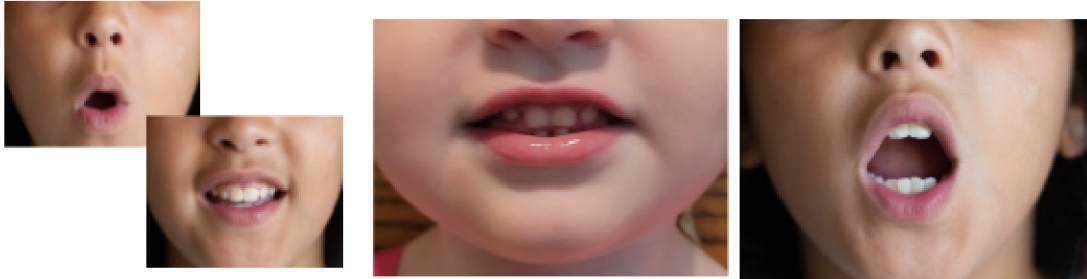



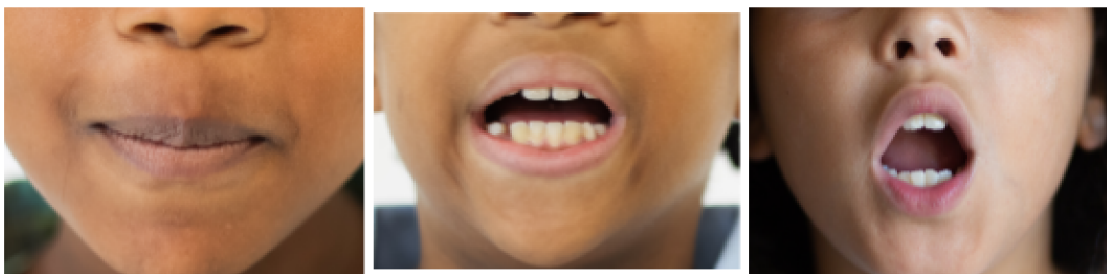
Thank you openclipart.org for the awesome clipart!

Name: _____

Read the two words below. Cut out the graphemes (letters) below. Then match the graphemes (letters) to the pictures of the mouths saying the words, and glue. Write the words on the handwriting lines.

b	u	ck	oi	n	k
---	---	----	----	---	---





First Stories Book 4: Pets

Extra Practice Post-Reading Worksheets

Name: _____

Read the following story.

The pig sits. "Oink! Oink!"

The cat sits. "Purr. Purr."

The dog sits. "Ruff! Ruff!"

The hen sits. "Buck! Buck!"

The man has a pot. The pets can eat!



First Stories Book 4: Pets

Answers

Pre-Reading Worksheets

Your child will practice *CVC*, *CVCC* words. Your child will also be introduced to the *OI* spelling pattern and the *CK* spelling pattern.

Name: Answers

Sound out the following words.

rub

rub

hug

hug

pat


pat

help

help

Name: Answers

The OI in the word OINK represents an 'oy sound.' Practice saying the 'oy sound.'

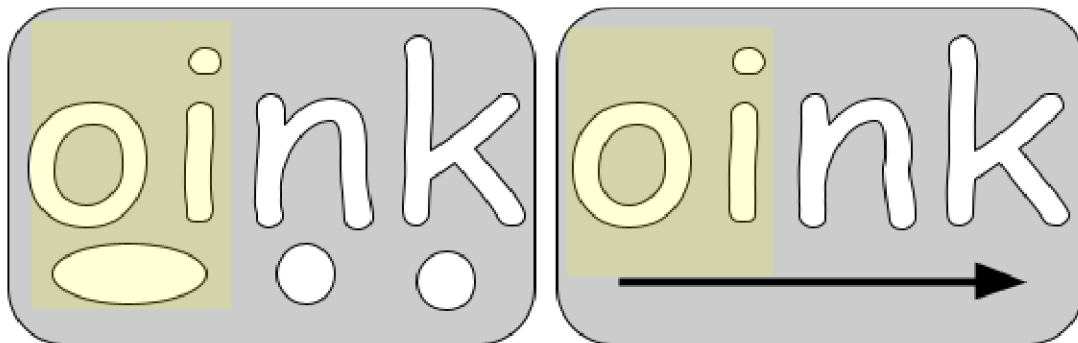


/oi/

Ending sound:

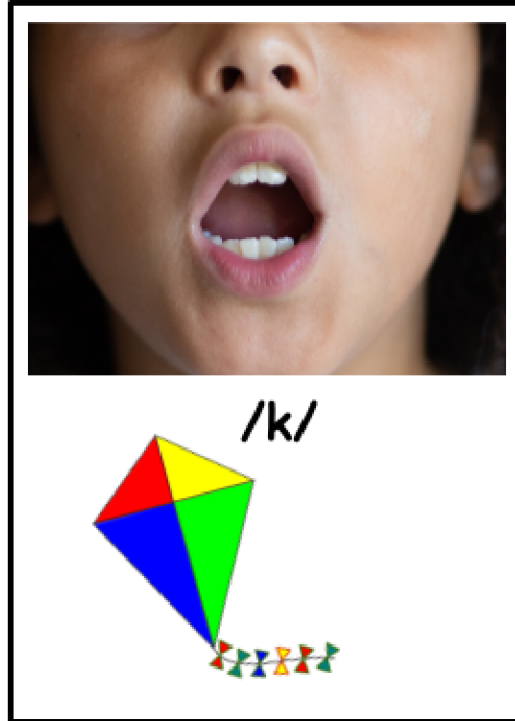
toy

Sound out the following word. Color the OI in the word.

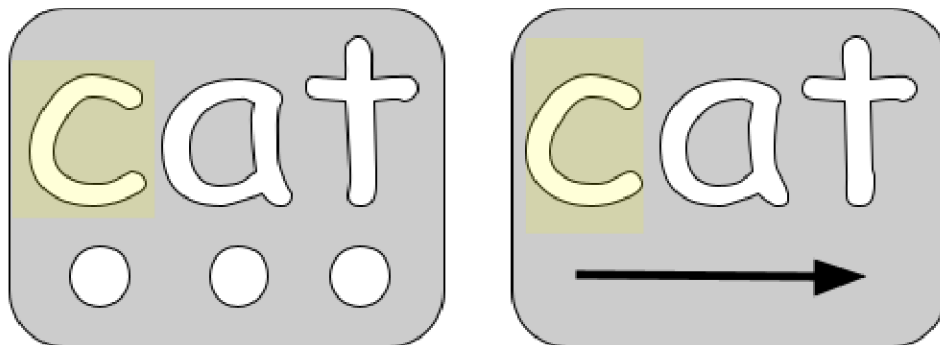
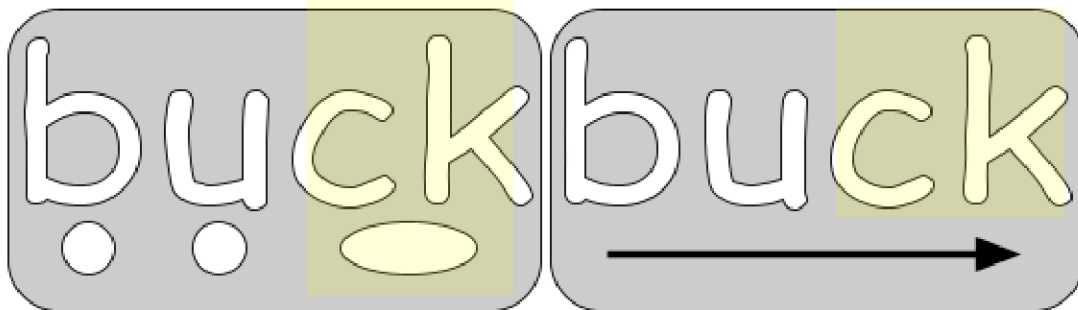


Name: Answers

The CK in the word BUCK represents a 'k sound.' C, K, and CK can say the 'k sound.'
Practice saying the 'k sound.'




Sound out the following words. Color the 'k sound' in each word.




Name: Answers

Read what each pet is saying. Trace that word. Write each word.



buck
buck



oink

Thank you openclipart.org for the awesome clipart!

Answers

Name: _____


The word *purr* can be a difficult word to sound out. It is okay to learn this word as a sight word. The *urr* will represent an **er sound** as shown below.



p

urr

Match the animal to its sound.



purr

buck

oink

Thank you openclipart.org for the awesome clipart!

Answers


Name: _____

Read what each pet is saying. Trace each word. Write each word.



purrr
purrr

ruff
ruff

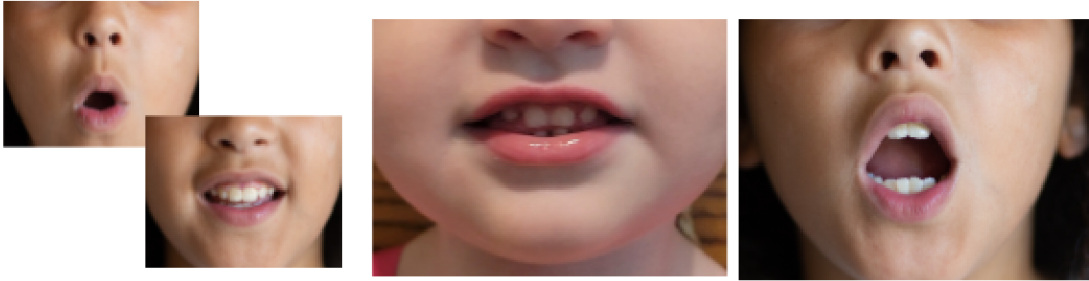


Thank you openclipart.org for the awesome clipart!

Name: **Answers**

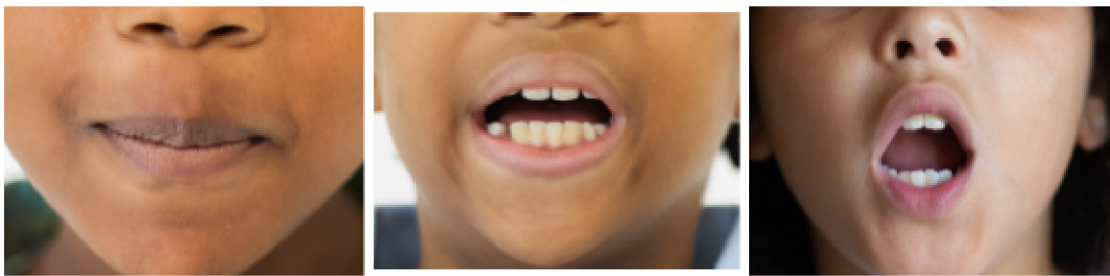
Read the two words below. Cut out the graphemes (letters) below. Then match the graphemes (letters) to the pictures of the mouths saying the words, and glue. Write the words on the handwriting lines.

b	u	ck	oi	n	k
---	---	----	----	---	---



oi	n	k
----	---	---

oink



b	u	ck
---	---	----

buck

First Stories Book 4: Pets

Answers

Extra Practice Post-Reading Worksheets

Answers

Name: _____

Read the following story.

The pig sits. "Oink! Oink!"

The cat sits. "Purr. Purr."

The dog sits. "Ruff! Ruff!"

The hen sits. "Buck! Buck!"

The man has a pot. The pets can eat!

